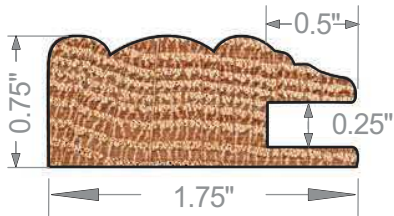



# Door Rail | 24

LAKE AREA MOULDINGS PLUS



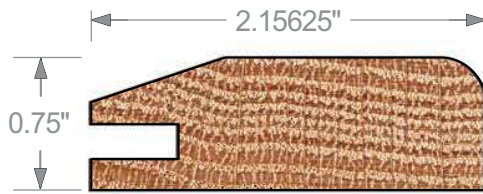
**611042**




**611015**




**611019B**




**162531**




**611041**



**611040**



**611043**



**12002315**

**PLEASE NOTE:** All moulding configurations feature dimensionally accurate sizes "as noted" on each drawing, however some catalog drawings may not be shown in exact proportional scale.